

January-September 2021

Results

11 November, 2021

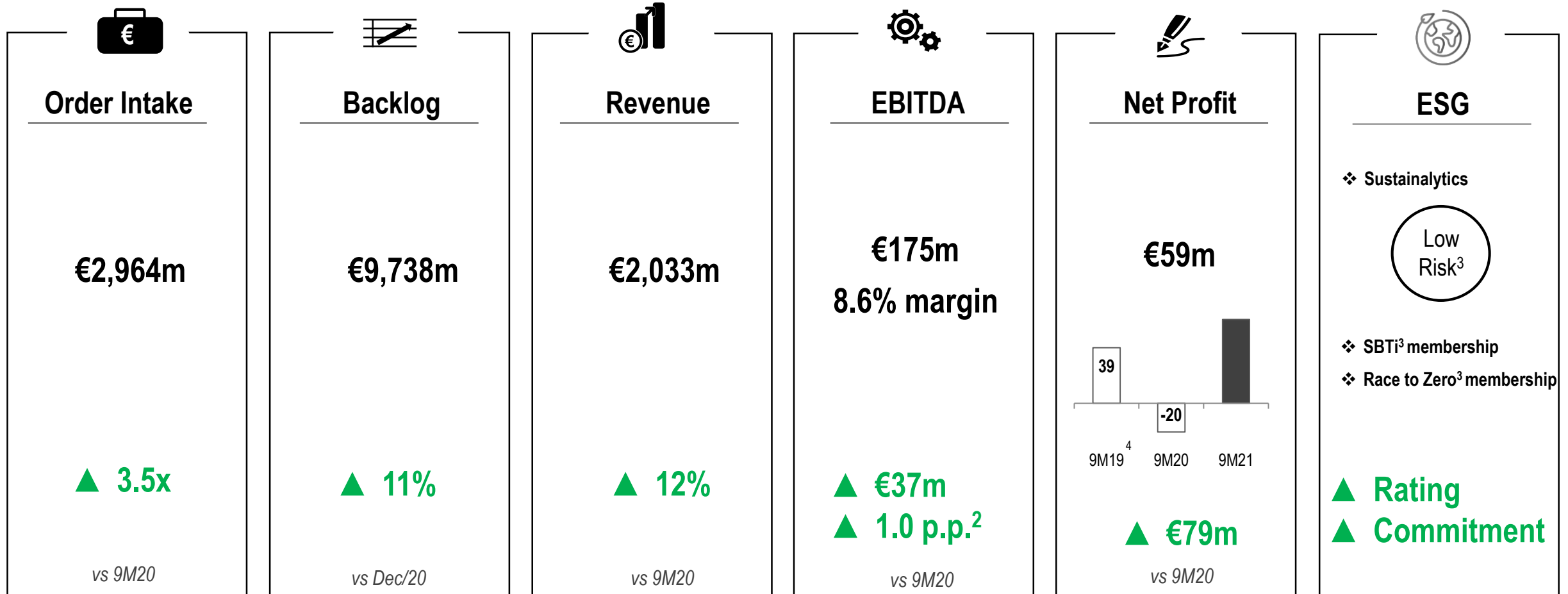


Contents

1. Executive Summary
2. Order Intake
3. Backlog
4. Consolidated statement of profit or loss
5. Other highlights
6. Appendices

1. Executive Summary

> All-time highs in Growth ratios and progress in Profitability levels, outperforming pre-pandemic¹ figures in sales and profits, and achievements in Sustainability



¹ 9M19.

² p.p.: percentage points.

³ Achieved in Oct/21

⁴ Adjusted net profit.

1. Executive Summary

> Relevant milestones for Order Intake and Sustainability

Jul/21

- ✓ CAF is awarded the **largest railway contract in the world involving battery-powered technology** (VRR Germany).
- ✓ **Updating of the Group's materiality matrix and publication of the first ESG Equity Story** (www.caf.net)
- ✓ Creation of a **specific Sustainability section on the corporate website** (www.caf.net)
- ✓ Roll-out of the **"CAF Startup Station"**, a unit created to foster collaboration with leading startups with relevant and innovative solutions applicable to mobility.
- ✓ **"Silver" level** (maximum achievable) obtained **under the IRIS international quality standard** for maintenance activities

Sept/21

- ✓ Publication of the **Solaris eCity website** exclusively dedicated to zero emission public transport <https://ecity.solarisbus.com/en>

Oct/21

- ✓ Announcement of **interim dividend** on 2021 profit:
 - ✓ Gross amount per share: €0.4
 - ✓ Payment date: 13 January, 2022
- ✓ **CAF Group joins the SBTi initiative** (Science Based Targets Initiative) and **Race to Zero**
- ✓ **Low Risk qualification** (18.6 points) obtained from the **Sustainalytics** rating agency, positioning CAF ahead of its most direct competitors.

Nov/21

- ✓ The CAF Group is **awarded a contract in Egypt to refurbish 23 units on Line 1 of the Cairo Metro, for a value of almost €180m**. This project will have Spanish funding via FIEM funds (Funds for Business Internationalisation)



2. Order Intake

> New Railway contracts keep the Group's book-to-bill well above 1

(in millions of EUR)

	2018	2019	2020		1Q-3Q 2021 ¹			
	TOTAL 1Q-4Q	TOTAL 1Q-4Q	TOTAL 1Q-4Q	Railway	Buses	TOTAL	Railway	Buses
Order Intake	2,902	4,066	2,123	1,410	713	2,964	2,477	487
<i>book-to-bill</i>	1.4	1.6	0.8	0.7	1.0	1.5	1.6	1.0

Main contracts in 3Q21

(announced, signed and included in backlog)



Railway

- > 60 battery-powered trains + 30 years of maintenance services for VRR (Germany)



Buses

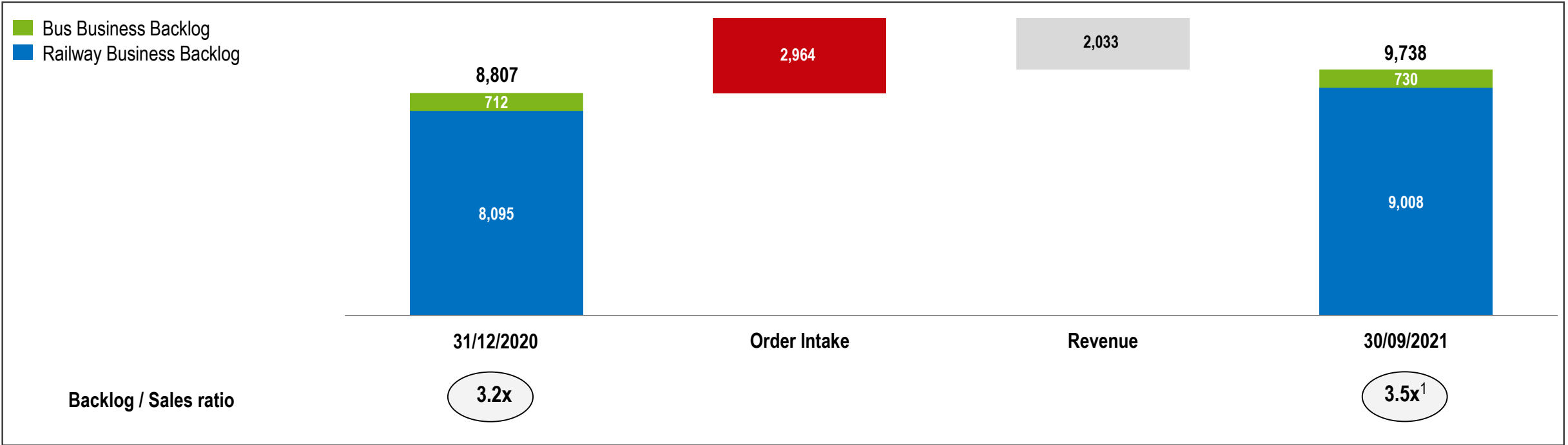
- Hydrogen buses for Konin (Poland) and Lyon (France)
- Electric buses for Aarhus (Denmark), Jaworzno (Poland), Bolzano (Italy), amongst others
- Trolleybuses for Brno (Czech Rep.), Parma (Italy) and Targu Jiu (Romania), amongst others
- Hybrid buses for Lodz (Poland)
- Conventional buses for Lodz and Myslowice (Poland), amongst others

¹ Breakdown of order intake for the period in the **Appendix**.

3. Backlog

> Record order backlog with a railway order backlog in excess of €9bn

Backlog (€m)



↓
Order Intake and Backlog do not include awards after the period end, the most significant being:

- The contract for the refurbishment of 23 units for the Cairo Metro (approx. €180m)

¹ Ratio as of 30/09/2021 calculated based on the Group's sales in 2020.

4. Consolidated statement of profit or loss

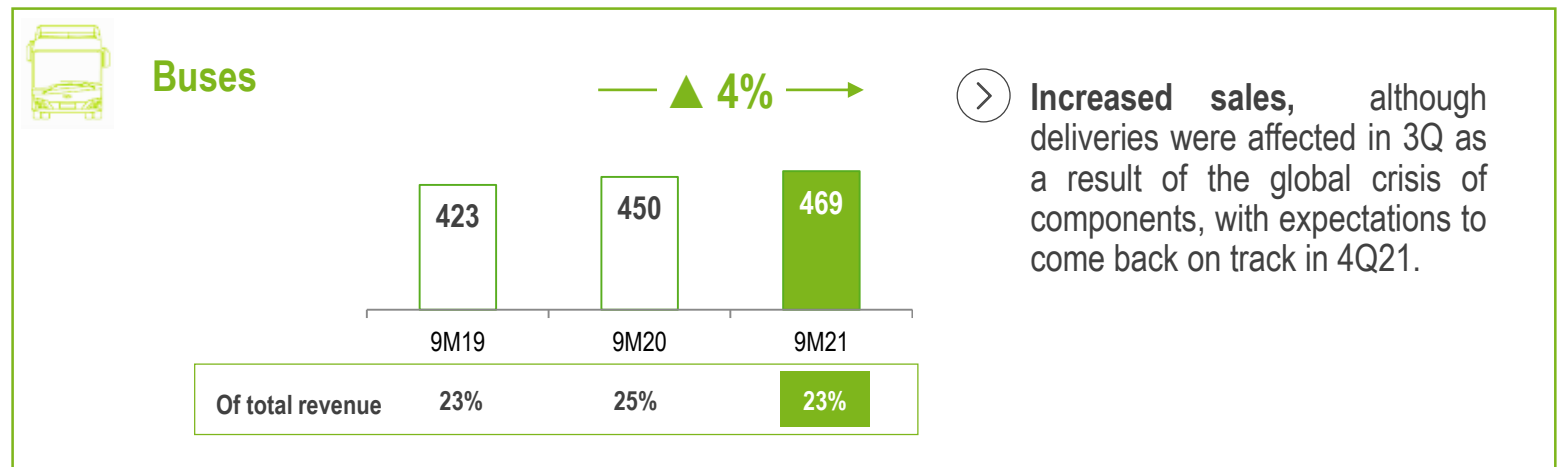
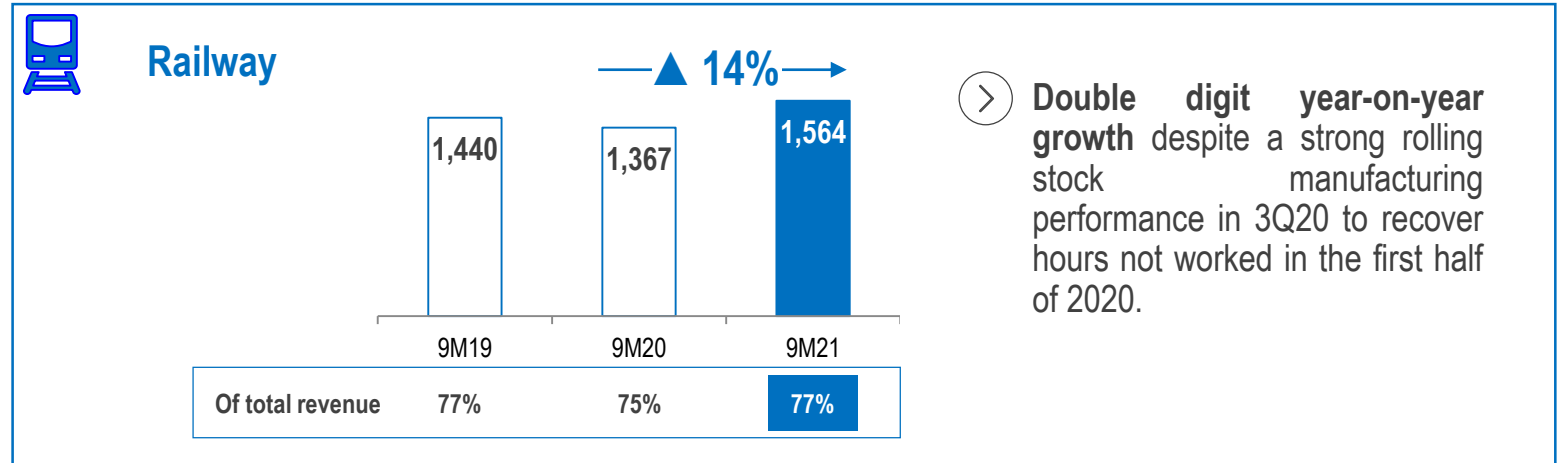
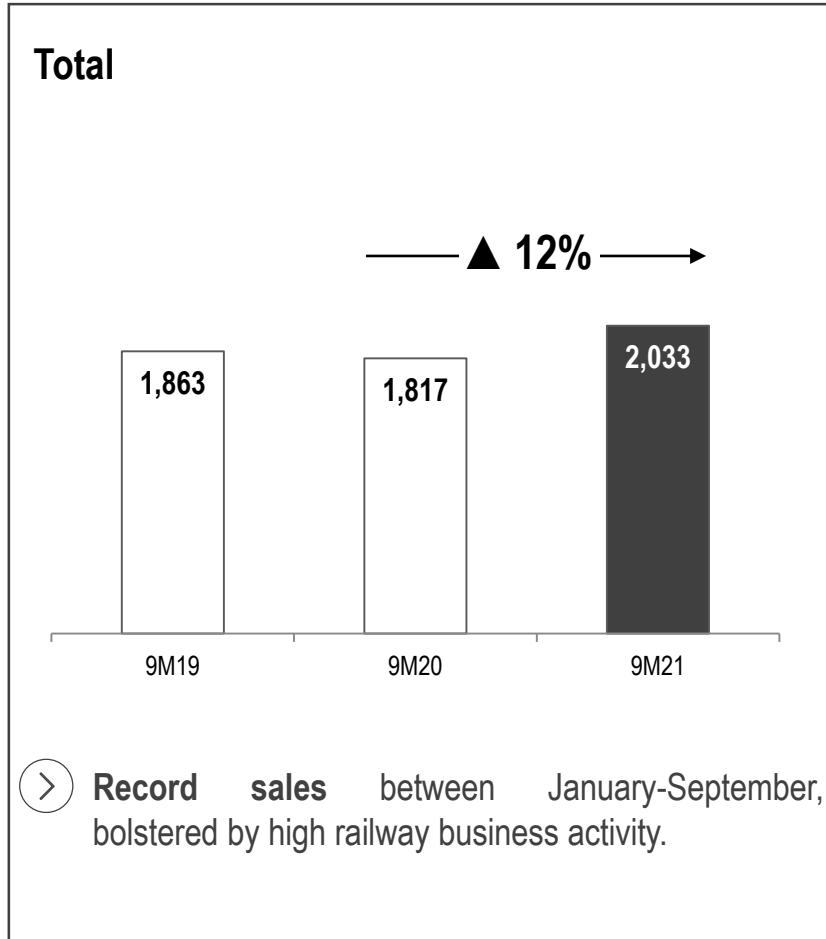
➤ Improvements for all items of the income statement, outperforming pre-pandemic¹ figures in sales and profits

(millions of EUR)	9M21	9M20	Var. %
Revenue	2,033	1,817	▲ 12%
EBITDA	175	138	▲ 27%
D&A and impairments	(65)	(68)	▼ 3%
Profit/(loss) from operations	110	71	▲ 56%
Financial result	(24)	(64)	▼ 63%
Financial income	6	5	▲ 34%
Finance costs	(29)	(35)	▼ 16%
Exchange differences	0	(34)	▼ 99%
Other financial gains and losses	0	0	= 0%
Profit before tax	85	5	-
Income tax	(26)	(25)	▲ 5%
Net profit after tax	59	(20)	-
Non-controlling interests	1	1	-
Profit/(loss) attributable to the Parent	57	(21)	-

4. Consolidated statement of profit or loss

> Sales continue to grow bolstered by a strong order backlog

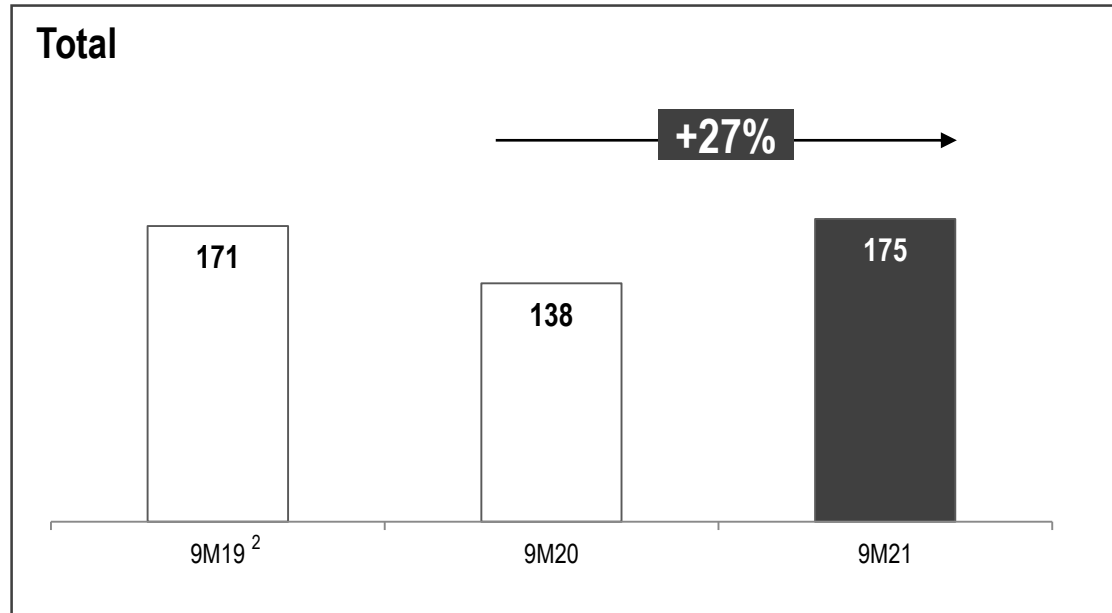
Revenue (€m)



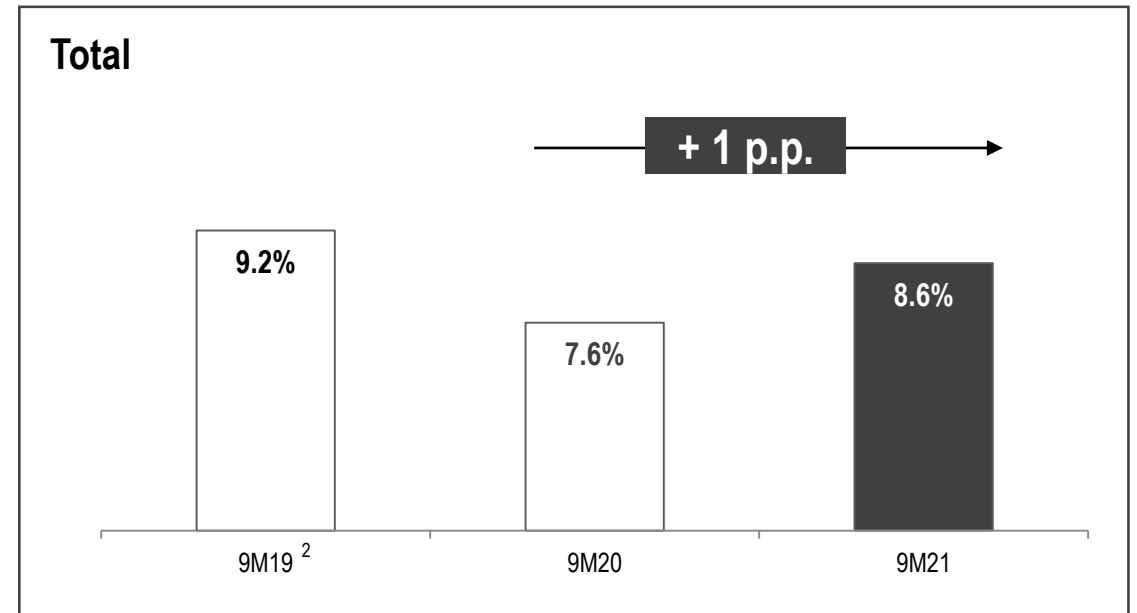
4. Consolidated statement of profit or loss

> The EBITDA Margin is coming close to normalised levels¹

EBITDA (€m)



EBITDA Margin (%)



p.p: percentage points.

> EBITDA close to normal levels in a complex context:

- Global crisis of components
- Inflationary environment
- Covid-19

Focus on the supply chain to mitigate any potential future effects.

¹ Pre-pandemic levels are considered to have normalised (financial year 2019).

² Adjusted EBITDA.

5. Other highlights



CAF GROUP'S COMMITMENT TO CLIMATE CHANGE

CAF Group joined the SBTi initiative (Science Based Targets Initiative) and Race to Zero, as part of its carbon neutrality strategy.

This action is part of the initiatives of alignment against climate change and with the Paris Agreement, which strengthens the company's commitment to the challenge of climate change.

Science Based Targets (SBT) are composed of emission reduction targets with the highest scientific rigour as they are aligned with climate science and ensure that climate actions can be properly measured and verifiably communicated. The aim is to enable different companies to work towards the overarching goal of limiting global warming to below 2°C (or 1.5°C) below pre-industrial temperatures, as the governments of 195 countries committed to do at the Paris Agreement in 2015.

Race to Zero is a global campaign under the United Nations Framework Convention on Climate Change (UNFCCC), led by the High-Level Champions and the COP Presidency and made up of a coalition of initiatives and stakeholders including businesses, investors, cities, universities, and other actors in the economy, which aims to mobilize and generate change towards a decarbonised economy before the COP26.



25 October, 2021



LOW RISK RATING ISSUED TO CAF BY THE SUSTAINALYTICS RATING AGENCY

This October, the prestigious ESG (Environment, Social, Governance) rating agency Sustainalytics -Morningstar Company-, which provides information to investors in this sector, has completed the annual ESG evaluation of the CAF Group. This agency's report has resulted in the Company being assigned a Low Risk rating, which attests to CAF's commitment to ESG and Best Practices, achieving one of the goals the company established in its ESG Equity Story, which is available in the Sustainability section of the corporate website <https://www.caf.net/>.

Sustainalytics' ESG (Environment, Social, Governance) risk ratings provide investors with information regarding any ESG related matters and associated risks deemed relevant to a company, and also details as to how each company addresses and manages these risks. This is a scale whereby CAF's rating - Low Risk - serves as an indicator of both strength and attractiveness to potential investors.

The above is testament to the consistency of CAF Group's sustainability strategy, initiatives and company policies with the slogan of the upcoming United Nations Climate Change Conference (COP26), "Uniting the world to tackle climate change". The event will take place in Glasgow (United Kingdom) from 1 to 12 November 2021 with the aim of encouraging climate actions so as to meet the goals set out in the Paris Agreement.



The following English translation is provided by the Company for information purposes only, based on the original and official document in Spanish available on the Company's website (www.caf.net). In the event of any discrepancy between the English version and the Spanish original document, the latter will prevail.

CONSTRUCCIONES Y AUXILIAR DE FERROCARRILES, S.A. NOTICE OF OTHER RELEVANT INFORMATION

In compliance with article 227 of the Consolidated Text of the Securities Market Act, and complementary regulation, the company Construcciones y Auxiliar de Ferrocarriles, S.A. ("CAF" or the "Company") communicates the following relevant information:

In execution of the resolution adopted by the Board of Directors of the Company held today, an interim dividend will be distributed against fiscal year 2021 results, with the following characteristics:

- Gross dividend per share: 0.4 euro.
- Deadline for CAF's shares to be traded with the right to receive dividend ("last trading date"): January 10, 2022
- Date from which CAF's shares are traded with no right to receive dividend ("ex date"): January 11, 2022.
- Record date: January 12, 2022.
- Payment date: January 13, 2022.

The dividend amount, with the applicable withholdings, will be settled pursuant to the relevant provisions for depository entities, using the resources that the company Sociedad de Gestión de los Sistemas de Registro, Compensación y Liquidación de Valores, S.A. (Iberclear) makes available to those entities.

To this regard, the entity Kutxabank, S.A. is appointed as payment agent.

Beasain, 6th October 2021

6. Appendices

a | Breakdown of order intake

b | Consolidated P&L Details

c | Alternative Performance Measures (MARs)



a | Breakdown of order intake

Contracts announced and included in the backlog for the period January-September 2021

Date	Project	Country	Description	Client	Type	Additional options	Business			Value (€m)				
							Rolling stock	Rest of businesses						
							# units	Platform	Business	Scope	Characteristics			
1Q	COTRAL	Italy	Supply of buses	Not new	Base contract	No			✓	Bus	Supply of interurban buses	80	-	
1Q	Brasov and Târgu Jiu	Romania	Supply of buses	New	Base contract	No			✓	Bus	Supply of trolleybuses	36	-25	
1Q	ÖBB	Austria	Supply of buses	Not new	Base contract	Yes			✓	Bus	Supply of hydrogen and diesel-powered urban buses	-	-	
1Q	Arriva Netherlands	The Netherlands	Supply of buses	New	Base contract	No			✓	Bus	Supply of hydrogen-powered urban buses	10	-	
1Q	Iasi, Sibiu, Sighetu Marmatiei, Suceava, Târgu Mures, Pitesti	Romania	Supply of buses	New	Base contract	No			✓	Bus	Supply of electric-powered urban buses and recharging infrastructure	123	-65	
1Q	RER B	France	Commuter trains supply	Not new	Base contract	Yes	✓	146	-				-	
2Q	AB Transitio	Sweden	Regional trains supply	New	Base contract	Yes	✓	28	Civity				>250	
2Q	Lisbon	Portugal	Supply of trams	Not new	Base contract	No	✓	15	Urbos				>43	
2Q	Madrid	Spain	Supply of buses	New	Base contract	No			✓	Bus	Supply of CNG-powered urban buses	250	-75	
2Q	SJ AB	Sweden	Maintenance of train fleet and refurbishment of sleeper cars	Not new	Base contract	No			✓	Services	Maintenance of regional units and refurbishment	12 years	>100	
2Q	De Lijn	Belgium	Supply of trams	Not new	Extension	Yes	✓	18	Urbos					
2Q	Sydney	Australia	Supply of trams	Not new	Extension	No	✓	4	Urbos				-100	
2Q	JV Salini Kolin	Turkey	Signalling	Not new	Base contract	No			✓	Signalling	Electronic interlocking equipment, CTC and ERTMS signalling systems			
2Q	Ruhrbahn	Germany	Supply of LRVs	New	Base contract	No	✓	51	-				-200	
2Q	Freiburg	Germany	Supply of trams	Not new	Extension	No	✓	8	Urbos					
3Q	VRR	Germany	Supply of battery trains	New	Base contract	No	✓	> 60	Civity	✓	Services	Maintenance of battery trains	30 years	-

b | Consolidated P&L details

(millions of EUR)	9M21	9M20	Var. %
Revenue	2,033	1,817	▲ 12%
EBITDA	175	138	▲ 27%
D&A and impairments	(65)	(68)	▼ 3%
Profit/(loss) from operations	110	71	▲ 56%
Financial result	(24)	(64)	▼ 63%
Financial income	6	5	▲ 34%
Finance costs	(29)	(35)	▼ 16%
Exchange differences	0	(34)	▼ 99%
Other financial gains and losses	0	0	= 0%
Profit before tax	85	5	-
Income tax	(26)	(25)	▲ 5%
Net profit after tax	59	(20)	-
Non-controlling interests	1	1	-
Profit/(loss) attributable to the Parent	57	(21)	-

The year-on-year 12% increase in **Revenue** is mainly attributable to recovering activity after the most severe stage of the pandemic. Growth in railway sales amounted to 14% and 4% in the bus sector.

The main projects underway in 2021 are the Civity units for NS in The Netherlands, the regional Civity units for Wales & Borders in the UK, the Intercity units for SNCF and the tram units for Manila.

The **EBITDA** at 30 September, 2021 reached €175m (8.6% on sales), which represents a 27% increase compared to the same period in the previous year. This was mainly due to an increase in activity and less effects caused by COVID-19. EBITDA as a percentage of sales rose by 1 p.p. compared to the same period in 2020.

b | Consolidated P&L details

(continued)

(millions of EUR)	9M21	9M20	Var. %
Revenue	2,033	1,817	▲ 12%
EBITDA	175	138	▲ 27%
D&A and impairments	(65)	(68)	▼ 3%
Profit/(loss) from operations	110	71	▲ 56%
Financial result	(24)	(64)	▼ 63%
Financial income	6	5	▲ 34%
Finance costs	(29)	(35)	▼ 16%
Exchange differences	0	(34)	▼ 99%
Other financial gains and losses	0	0	= 0%
Profit before tax	85	5	-
Income tax	(26)	(25)	▲ 5%
Net profit after tax	59	(20)	-
Non-controlling interests	1	1	-
Profit/(loss) attributable to the Parent	57	(21)	-

The **Financial result** is -€24m, up €40m compared to the net financial result in the same period of 2020, mainly as a result of the significant negative exchange rate differences recorded in 2020 (-€33.6m), as well as a drop in financial costs as a result of lower interest rates and less foreign currency exposure.

The **Profit/(Loss) before tax** as of 30 September, 2021 amounts to €85m. The impact of the aforementioned increased activity, together with the effect of the negative exchange rate differences in 2020 are the two main drivers underlying the positive year-on-year growth.

Finally, **Net profit** as of 30 September, 2021 was positive, and stands at €59m.

In conjunction with the financial information prepared in accordance with generally accepted accounting standards (IFRS), the CAF Group uses specific Alternative Performance Measures (APMs) in the management of their business on a recurring and consistent basis, including result, balance sheet and cash flow concepts, in the belief that they are useful in explaining the evolution of their activity.

The breakdown of all APMs used in this document, as well as their definition, can be found in the **Consolidated Management Report forming part of the First Half Report 2021** available on CNMV's website (www.cnmv.es) and on the company's website (www.caf.net), in section 10 - Alternative Performance Measures.



This document has been prepared for information purposes only.

The information contained in this document has not been verified by independent third parties; accordingly, no guarantee, either express or implied, is made as to the fairness, accuracy, completeness or correctness of the information or the opinions or statements expressed herein.

This document may contain forward-looking forecasts and estimates that should not be taken as a guarantee of future performance or results because they are affected by risks and uncertainties, many of which are beyond CAF's control and could cause the actual results to differ materially from those expressed or implied by such forecasts and estimates.

Therefore, under no circumstances should it be construed as advice or recommendation to buy, sell or participate in the shares of CAF, or any other securities or investments of any kind, nor does it attempt to offer any type of financial product or service.

The information and opinions contained in this document are provided as of the date of the document and are subject to verification, termination and change without prior notice. CAF undertakes no obligation to publicly update or revise any forward-looking estimates and forecasts, whether as a result of new information, future events or other circumstances.

Any decision made by a third party as a result of information contained herein is at the sole and exclusive risk and responsibility of that third party, and neither CAF nor their affiliates or representatives shall be liable for any damage or assume any liability of any kind arising from the use of this document or its contents.

This document and the information contained herein are owned by CAF and may not be copied, reproduced, published or distributed, partially or totally, without CAF's prior written consent.

Your Way TO FUTURE MOBILITY

WELL PREPARED AND WITH INSIGHT... THAT'S THE WAY WE LOOK AT GLOBAL TRANSPORT. THAT'S HOW WE DESIGN, DEVELOP, MANUFACTURE, INSTALL AND INTEGRATE ALL THE PARTS REQUIRED FOR AN INTERCONNECTED MOBILITY SYSTEM. WE DO IT YOUR WAY, ADAPTING TO YOUR NEEDS AND PREFERENCES, SUSTAINABLE, SAFE AND COMFORTABLE FOR FUTURE PASSENGERS AND CITIES ALL OVER THE WORLD.
